









Investigation of Pesticidal Activities of Essential Oils Obtained from *Vitex* Species

Nguyen Huy Hung ^{1,2,*}, Do Ngoc Dai ^{3,4}, Prabodh Satyal ⁵,
Le Thi Huong ⁶, Bui Thi Chinh ⁷, Thieu Anh Tai ², Vu Thi Hien ⁸,
and William N. Setzer ^{5,9,*}

¹ Center for Advanced Chemistry, Institute of Research and Development, Duy Tan University, 03 Quang Trung, Da Nang 5000, Vietnam

² Department of Pharmacy, Duy Tan University, 03 Quang Trung, Da Nang 550000, Vietnam

³ Graduate University of Science and Technology, Vietnam Academy of Science and Technology, 18-Hoang Quoc Viet, Cau Giay, Hanoi 10000, Vietnam

⁴ Faculty of Agriculture, Forestry and Fishery, Nghe An College of Economics, 51-Ly Tu Trong, Vinh City 43000, Nghe An Province, Vietnam

⁵ Aromatic Plant Research Center, 230 N 1200 E, Suite 100, Lehi, UT 84043, USA

⁶ School of Natural Science Education, Vinh University, 182 Le Duan, Vinh City 43000, Nghe An Province, Vietnam

⁷ Faculty of Biology, College of Education, Hue University, 34 Le Loi, Hue City, Vietnam

⁸ Faculty of Hydrometeorology, Ho Chi Minh City University of Natural Resources and Environment, Ho Chi Minh City, Vietnam

⁹ Department of Chemistry, University of Alabama in Huntsville, Huntsville, AL 35899, USA

(Received Month June 17, 2021; Revised July 08, 2021; Accepted July 09, 2021)

Abstract: Essential oils from renewable plant sources are important considerations for environmentally benign botanical pesticides. In this work, the leaf essential oils of four species of *Vitex* (Lamiaceae) have been collected from north-central Vietnam, analyzed by gas chromatographic techniques, and screened for mosquito larvicidal activity and molluscicidal activity. *Vitex ajugifolia* and *V. pinnata* essential oils were dominated by sesquiterpenoids (97.8% and 95.8%, respectively). In contrast, however, the essential oils of *V. trifolia* subsp. *litoralis* showed monoterpenoids to be dominant. The essential oils of *V. trifolia* subsp. *trifolia* also showed abundant monoterpenoids (38.4% and 68.0%), but also included (*E*)- β -caryophyllene (15.8 and 14.5%). *Vitex pinnata* essential oil showed excellent larvicidal activity against *Aedes aegypti* and *Culex quinquefasciatus*. Both *V. trifolia litoralis* and *V. trifolia trifolia* demonstrated notable molluscicidal activities against *Gyraulus convexiusculus* and *Pomacea canaliculata*. The research results suggest that essential oils of *Vitex* species might have potential to be used as natural pesticides.

Keywords: Mosquito larvicidal; molluscicidal; chemical composition; botanical pesticide. © 2021 ACG Publications. All rights reserved.

* Corresponding authors: E-Mail: nguyenhuyhung@duytan.edu.vn; Phone: +84-967-036-828 (N.H.H.); wsetzer@chemistry.uah.edu; Phone: +1-256-824-6519 (W.N.S.)

1. Plant Source

There are currently 223 recognized species of *Vitex* L., which are found throughout the tropics and subtropics of both hemispheres [1]. The genus was previously placed in the Verbenaceae, but is now placed in the Lamiaceae [2]. Several members of the genus are important ethnobotanically, including *Vitex agnus-castus* L., *Vitex negundo* L., *Vitex trifolia* subsp. *trifolia* L., and *Vitex trifolia* subsp. *litoralis* Steenis (syn. *Vitex rotundifolia* L.f.) [3–5].

In this work, the leaf essential oils of four taxa of *Vitex* (*Vitex ajugiflora* Dop, *Vitex pinnata* L., *Vitex trifolia* subsp. *litoralis* Steenis, and *Vitex trifolia* subsp. *trifolia* L.) growing wild in north-central Vietnam were obtained by hydrodistillation, analyzed by gas chromatographic techniques, and were screened for mosquito larvicidal and molluscicidal activities.

2. Previous Studies

Botanical pesticides have emerged as potential alternatives to synthetic pesticides for mosquito management [6] and control of snail parasite vectors [7]. The leaf essential oil composition of *V. quinata* from Vietnam has been reported [8]; leaf essential oil compositions of *V. trifolia* subsp. *litoralis* from South Korea [9], Taiwan [10], and south Vietnam [11] have been reported; and leaf essential oils of *V. trifolia* subsp. *trifolia* from Bangkok, Thailand [12], Imphal, Manipur, India [13], and Denpasar, Bali, Indonesia [14], have also been reported. As far as we are aware, this is the first report of the essential oil composition of *V. ajugiflora* and the first to examine the mosquito larvicidal, molluscicidal, and non-target insecticidal activities of these Vietnamese *Vitex* essential oils.

3. Present Study

Essential oils from hydrodistillation of fresh *Vitex* leaves were obtained in yields of around 0.1% (Table 1).

Table 1. Collection details of *Vitex* species from north-central Vietnam

<i>Vitex</i> Species	Collection Site	Voucher Numbers	Mass Plant Material (kg)	Essential Oil Yield (% v/w)
<i>V. ajugiflora</i>	Son Tra Peninsula, Da Nang province 16°08'36" N, 108°14'10" E, 127 m elevation	DND8	4.0	0.09
<i>V. pinnata</i>	Chu Mom Ray National Park 14°25'33.5" N, 107°43'15.6" E, 672 m elevation	DND74	4.0	0.14
<i>V. trifolia</i> subsp. <i>litoralis</i>	Hoa Vang district – Da Nang City 16°04'44" N, 108°14'48" E, 4 m elevation	DND19	4.0	0.12
<i>V. trifolia</i> subsp. <i>litoralis</i>	Son Tra Peninsula, Da Nang province 16°06'04" N, 108°17'00" E, 4 m elevation	DND44	4.0	0.10
<i>V. trifolia</i> subsp. <i>trifolia</i>	Hoa Vang district – Da Nang City 16°02'57" N, 108°09'34" E, 7 m elevation	DND28	4.0	0.11
<i>V. trifolia</i> subsp. <i>trifolia</i>	Hoa Vang district – Da Nang City 16°02'57" N, 108°09'34" E, 7 m elevation	DND40	4.0	0.12

The *Vitex* leaf essential oils were analyzed by gas chromatography-mass spectrometry as described previously [15]. Identification of the essential oil components was carried out by comparison of their retention indices and mass spectral fragmentation patterns with those found in the databases. The major components of the essential oils are summarized in Table 2.

The *Vitex* leaf essential oils were screened for mosquito larvicidal activity against *Aedes aegypti* (L.) (Culicidae), *Aedes albopictus* (Skuse), *Culex quinquefasciatus* (Say) as previously described [16] (Table 3). The essential oils were also screened and for insecticidal activity against the non-target water bug, *Diplonychus rusticus* as previously reported [17]. Lethality data were subjected to log-probit analysis to obtain LC₅₀ values, LC₉₀ values and 95% confidence limits using Minitab® version 19.2020.1 (Minitab, LLC, State College, PA, USA). All four *Vitex* essential oils tested (*V. ajugiflora*, *V. pinnata*, *V. trifolia*

Pesticidal activity of *Vitex* leaf essential oils

subsp. *litoralis*, and *V. trifolia* subsp. *trifolia*) demonstrated appreciable mosquito larvicidal activity against the three mosquito species with 48-h LC₅₀ values less than 100 µg/mL [18].

Table 2. Major components of leaf essential oils of *Vitex* species collected in north-central Vietnam

RI _{calc}	RI _{db}	Compound	<i>V. ajugifolia</i>	<i>V. pinnata</i>	<i>V. trifolia</i> subsp. <i>litoralis</i>	<i>V. trifolia</i> subsp. <i>trifolia</i>		
			DND8	DND74	DND19	DND44	DND28	DND40
933	932	α-Pinene	0.2	0.5	18.7	15.2	3.1	11.7
973	972	Sabinene	–	–	15.2	12.2	10.6	19.4
977	978	β-Pinene	–	0.2	4.9	4.1	1.3	3.7
1033	1032	1,8-cineole	–	–	14.5	12.7	8.5	15.7
1346	1346	α-Terpinyl acetate	–	–	12.7	19.0	8.3	8.3
1375	1375	α-Copaene	17.0	0.5	t	0.1	t	0.1
1422	1424	(<i>E</i>)-β-Caryophyllene	11.7	32.7	0.3	0.5	15.8	14.5
1455	1454	α-Humulene	9.6	2.0	t	0.1	0.7	0.7
1480	1480	Germacrene D	0.7	17.1	0.2	0.7	0.4	0.6
1497	1497	Bicyclogermacrene	3.8	11.1	–	0.2	–	–
1577	1576	Spathulenol	8.7	2.0	0.2	0.3	–	–
1583	1587	Caryophyllene oxide	4.3	1.2	0.1	0.1	3.8	1.9

RI_{calc} = Retention indices determined with reference to a homologous series of *n*-alkanes on a ZB-5ms column. RI_{db} = Retention indices from the databases. t = trace (<0.05%). – = not detected.

The leaf essential oil of *V. pinnata*, rich in the germacrene sesquiterpenes germacrene D and bicyclogermacrene, was especially toxic to *Ae. aegypti* and *Cx. quinquefasciatus* larvae with 24-h LC₅₀ values of 7.11 and 9.19 µg/mL, respectively. Notably, *V. pinnata* essential oil was less toxic to *Ae. albopictus* larvae (24-h LC₅₀ = 45.1 µg/mL). Germacrene D has shown notable larvicidal activity against both *Ae. aegypti* (LC₅₀ = 18.8 µg/mL) and *Cx. quinquefasciatus* (LC₅₀ = 21.3 µg/mL) [19]. Furthermore, essential oils rich in bicyclogermacrene have also shown good larvicidal activity against *Ae. aegypti* and *Cx. quinquefasciatus* [20,21].

Table 3. Mosquito larvicidal activity of *Vitex* leaf essential oils from north-central Vietnam^a

Essential oil (voucher number)	LC ₅₀ (µg/mL)	LC ₉₀ (µg/mL)	χ ²	<i>p</i>
<i>Aedes aegypti</i> , 24-hour				
<i>Vitex ajugifolia</i> (DND8)	30.63 (27.75-33.84)	59.21 (51.69-70.74)	5.173	0.160
<i>Vitex pinnata</i> (DND74)	7.110 (6.469-7.876)	11.68 (10.59-13.12)	4.509	0.720
<i>Vitex trifolia</i> subsp. <i>litoralis</i> (DND44)	23.82 (21.90-26.24)	35.22 (31.83-40.38)	4.278	0.233
<i>Vitex trifolia</i> subsp. <i>trifolia</i> (DND28)	24.90 (23.17-27.16)	35.04 (31.76-40.18)	0.5119	0.916
Positive control (permethrin)	0.0064 (0.0055-0.0074)	0.023 (0.018-0.032)	8.868	0.031
<i>Aedes aegypti</i> , 48-hour				
<i>Vitex ajugifolia</i> (DND8)	28.13 (25.44-31.12)	55.83 (48.67-66.81)	1.313	0.726
<i>Vitex pinnata</i> (DND74)	4.530 (3.982-5.186)	9.586 (8.447-11.204)	17.59	0.014
<i>Vitex trifolia</i> subsp. <i>litoralis</i> (DND44)	21.46 (19.60-23.72)	33.69 (30.33-38.73)	10.96	0.012
<i>Vitex trifolia</i> subsp. <i>trifolia</i> (DND28)	24.71 (22.84-27.12)	34.05 (21.00-39.02)	1.627	0.653
<i>Aedes albopictus</i> , 24-hour				
<i>Vitex ajugifolia</i> (DND8)	25.58 (22.83-28.68)	61.29 (52.21-75.27)	4.661	0.324
<i>Vitex pinnata</i> (DND74)	46.34 (43.41-49.73)	62.40 (57.59-69.46)	0.4340	0.935
<i>Vitex trifolia</i> subsp. <i>litoralis</i> (DND44)	29.63 (27.33-32.47)	41.55 (37.87-46.86)	8.045	0.045
<i>Vitex trifolia</i> subsp. <i>trifolia</i> (DND28)	37.92 (35.06-40.98)	52.18 (48.34-57.37)	5.341	0.148
Positive control (permethrin)	0.0024 (0.0021-0.0027)	0.0042 (0.0038-0.0042)	4.644	0.031

Table 3 continued..

<i>Aedes albopictus</i> , 48-hour				
<i>Vitex ajugifolia</i> (DND8)	18.45 (16.57-20.55)	40.02 (34.57-48.29)	1.427	0.840
<i>Vitex pinnata</i> (DND74)	45.55 (42.53-49.08)	62.17 (57.56-69.13)	0.9803	0.806
<i>Vitex trifolia</i> subsp. <i>litoralis</i> (DND44)	28.70 (26.46-31.52)	40.44 (36.76-45.86)	5.321	0.150
<i>Vitex trifolia</i> subsp. <i>trifolia</i> (DND28)	31.81 (29.01-35.06)	49.32 (44.73-55.78)	5.236	0.155
<i>Culex quinquefasciatus</i> , 24-hour				
<i>Vitex ajugifolia</i> (DND8)	100.3 (93.0-109.9)	126.8 (108.0-159.5)	1.217	0.749
<i>Vitex pinnata</i> (DND74)	9.191 (8.055-10.463)	28.78 (24.05-35.92)	8.342	0.138
<i>Vitex trifolia</i> subsp. <i>litoralis</i> (DND44)	38.51 (35.17-42.14)	66.41 (58.99-77.76)	1.794	0.616
<i>Vitex trifolia</i> subsp. <i>trifolia</i> (DND28)	140.4 (130.2-151.7)	201.3 (186.5-220.6)	1.285	0.733
Positive control (permethrin)	0.017 (0.015-0.018)	0.031 (0.027-0.037)	5.235	0.073
<i>Culex quinquefasciatus</i> , 48-hour				
<i>Vitex ajugifolia</i> (DND8)	36.65 (31.89-42.46)	122.1 (96.6-167.7)	7.483	0.058
<i>Vitex pinnata</i> (DND74)	4.234 (3.518-4.911)	12.01 (10.08-15.26)	5.826	0.120
<i>Vitex trifolia</i> subsp. <i>litoralis</i> (DND44)	21.74 (19.64-21.07)	43.85 (38.17-52.53)	2.802	0.423
<i>Vitex trifolia</i> subsp. <i>trifolia</i> (DND28)	39.04 (34.91-43.80)	90.25 (76.52-112.07)	0.4251	0.935
<i>Diplonychus rusticus</i> , 24-hour				
<i>Vitex ajugifolia</i> (DND8)	39.46 (36.79-42.30)	54.23 (50.52-59.27)	1.158	0.561
<i>Vitex pinnata</i> (DND74)	142.2 (136.5-148.2)	175.1 (167.2-185.8)	3.147	0.550
<i>Vitex trifolia</i> subsp. <i>litoralis</i> (DND44)	55.82 (49.36-64.02)	140.1 (113.2-189.7)	9.979	0.007
<i>Vitex trifolia</i> subsp. <i>trifolia</i> (DND28)	91.64 (88.14-95.50)	115.1 (108.5-125.6)	0.3605	0.948
<i>Diplonychus rusticus</i> , 48-hour				
<i>Vitex ajugifolia</i> (DND8)	30.58 (28.29-34.07)	39.72 (35.78-46.85)	1.070	0.586
<i>Vitex pinnata</i> (DND74)	92.70 (89.68-95.96)	109.3 (104.8-116.1)	0.0429	1.000
<i>Vitex trifolia</i> subsp. <i>litoralis</i> (DND44)	39.51 (35.32-44.42)	92.33 (77.65-116.38)	10.36	0.006
<i>Vitex trifolia</i> subsp. <i>trifolia</i> (DND28)	86.28 (83.19-89.48)	105.5 (100.3-113.5)	0.04034	0.998

^a Data are presented as LC₅₀ and LC₉₀ values with 95% confidence limits (log-probit analysis) obtained from six independent experiments carried out in quadruplicate, after 24 h and 48 h of treatment.

The *Vitex* leaf essential oils were screened for molluscicidal activity against three fresh-water snail species, *Gyraulus convexiusculus* (Hutton) (Planorbidae), *Pomacea canaliculata* (Lamarck) (Ampullariidae), and *Tarebia granifera* (Lamarck) (Thiaridae) as previously described [17] (Table 4). According to the World Health Organization (WHO), a crude plant extract or essential oil is considered “active” if it has a LC₉₀ ≤ 20 µg/mL after 24 h of exposure [22]. Thus, *V. ajugifolia*, *V. trifolia* subsp. *litoralis*, and *V. trifolia* subsp. *trifolia* showed remarkable molluscicidal activity against *P. canaliculata* with LC₉₀ values of 11.3, 13.5, and 10.4 µg/mL, respectively. *Vitex trifolia* subsp. *litoralis* essential oil also showed notable activity against *G. convexiusculus* (LC₉₀ = 18.6 µg/mL). *Tarebia granifera* snails were less susceptible to the *Vitex* essential oils with LC₉₀ values ranging from 49.6 µg/mL (*V. trifolia* subsp. *trifolia*) to 81.2 µg/mL (*V. trifolia* subsp. *litoralis*).

The essential oil compositions reported here are new for *V. ajugifolia*, and help to clarify the leaf essential oil compositions of *V. pinnata*, *V. trifolia* subsp. *litoralis*, and *V. trifolia* subsp. *trifolia* from north-central Vietnam. *Vitex pinnata* and *V. trifolia* subsp. *trifolia* showed notable pesticidal activities with reduced non-target lethality, and may be useful sources of renewable botanical pesticides. Additional research is needed to examine methods to increase essential oil yields, assess the potential for cultivation, and explore methods for retaining effective essential oil concentrations in the field (e.g., microencapsulation or nanoemulsions).

Pesticidal activity of *Vitex* leaf essential oils**Table 4.** Molluscicidal activity of *Vitex* leaf essential oils from north-central Vietnam^a

Essential oil (voucher number)	LC ₅₀ (µg/mL)	LC ₉₀ (µg/mL)	χ ²	p
<i>Gyraulus convexiusculus</i>				
<i>Vitex ajugifolia</i> (DND8)	20.85 (19.23-22.58)	31.89 (28.80-36.68)	1.863	0.761
<i>Vitex pinnata</i> (DND74)	9.269 (8.106-10.586)	30.20 (25.04-38.08)	6.594	0.243
<i>Vitex trifolia</i> subsp. <i>litoralis</i> (DND44)	8.238 (7.382-9.207)	18.56 (15.94-22.52)	6.726	0.347
<i>Vitex trifolia</i> subsp. <i>trifolia</i> (DND28)	9.462 (8.373-10.705)	25.542 (21.62-32.07)	8.464	0.076
Positive control (tea saponin)	37.28 (33.55-41.73)	65.86 (58.87-75.82)	7.223	0.065
<i>Pomacea canaliculata</i>				
<i>Vitex ajugifolia</i> (DND8)	5.903 (5.348-6.521)	11.25 (9.85-13.37)	5.986	0.541
<i>Vitex pinnata</i> (DND74)	43.85 (40.44-47.48)	67.05 (60.49-77.34)	0.7287	0.866
<i>Vitex trifolia</i> subsp. <i>litoralis</i> (DND44)	6.835 (6.181-7.572)	13.46 (11.72-16.11)	5.219	0.516
<i>Vitex trifolia</i> subsp. <i>trifolia</i> (DND28)	6.501 (5.976-7.099)	10.36 (9.18-12.38)	0.32150	0.999
Positive control (tea saponin)	24.78 (23.26-26.72)	32.62 (29.98-37.10)	0.1301	0.988
<i>Tarebia granifera</i>				
<i>Vitex ajugifolia</i> (DND8)	23.59 (21.02-26.46)	57.50 (48.98-70.56)	6.786	0.148
<i>Vitex pinnata</i> (DND74)	25.48 (22.86-28.38)	56.05 (48.29-67.96)	4.169	0.244
<i>Vitex trifolia</i> subsp. <i>litoralis</i> (DND44)	53.66 (49.27-58.86)	81.20 (74.06-90.91)	3.437	0.329
<i>Vitex trifolia</i> subsp. <i>trifolia</i> (DND28)	33.88 (31.31-36.77)	49.64 (45.77-54.76)	3.894	0.273
Positive control (tea saponin)	17.16 (15.74-18.69)	26.14 (23.98-29.15)	3.156	0.368

^a Data are presented as LC₅₀ and LC₉₀ values with 95% confidence limits (log-probit analysis) obtained from five independent experiments carried out in quadruplicate, after 24 h of treatment with an additional 24 h recovery time.

Acknowledgments

This research was funded by the National Foundation for Science and Technology Development (NAFOSTED) of Vietnam, grant number 106.03-2019.25. P.S. and W.N.S. participated in this work as part of the activities of the Aromatic Plant Research Center (APRC, <https://aromaticplant.org/>).

Supporting Information

Supporting Information accompanies this paper on <http://www.acgpubs.org/journal/records-of-natural-products>

ORCID

Nguyen Huy Hung: [0000-0002-5580-2487](https://orcid.org/0000-0002-5580-2487)

Do Ngoc Dai: [0000-0002-7741-9454](https://orcid.org/0000-0002-7741-9454)

Prabodh Satyal: [0000-0002-2950-1074](https://orcid.org/0000-0002-2950-1074)

Le Thi Huong: [0000-0003-1123-2037](https://orcid.org/0000-0003-1123-2037)

Bui Thi Chinh: [0000-0003-3251-0710](https://orcid.org/0000-0003-3251-0710)

Thieu Anh Tai: [0000-0001-9825-8920](https://orcid.org/0000-0001-9825-8920)

Vu Thi Hien: [0000-0002-7855-0614](https://orcid.org/0000-0002-7855-0614)

William N. Setzer: [0000-0002-3639-0528](https://orcid.org/0000-0002-3639-0528)

References

- [1] World Flora Online (2021). *Vitex* L. <http://www.worldfloraonline.org/taxon/wfo-4000040364> [accessed 7 March 2021].

- [2] R. Abbas Azimi, Z. Jamzad, F. Sefidkon and G. Bakhshi-Khaniki (2006). The potential value of phytochemical and micromorphological characters in taxonomic treatment of genus *Vitex* L. (Lamiaceae), *Iran J. Bot.* **12**, 15–35.
- [3] D. J. Mabberley (2008). Mabberley's Plant-Book, 3rd ed., Cambridge University Press, Cambridge, UK.
- [4] A. Rani and A. Sharma (2013). The genus *Vitex*: A review, *Pharmacogn. Rev.* **7**, 188–198.
- [5] F. L. M. Zaki and W. M. N. H. W. Salleh (2020). Essential oils and biological activities of the genus *Vitex* (Lamiaceae) – A review, *Nat. Volatiles Essent. Oils.* **7**, 1–9.
- [6] K. Tehri and N. Singh (2015). The role of botanicals as green pesticides in integrated mosquito management – A review, *Int. J. Mosq. Res.* **2**, 18–23.
- [7] G. Prabhakaran, S. J. Bhore and M. Ravichandran (2017). Development and evaluation of poly herbal molluscicidal extracts for control of apple snail (*Pomacea maculata*), *Agriculture* **7**, 3390.
- [8] D. N. Dai, T. D. Thang, I. A. Ogunwande and O. A. Lawal (2016). Study on essential oils from the leaves of two Vietnamese plants: *Jasminum subtriplinerne* C.L. Blume and *Vitex quinata* (Lour) F.N. Williams, *Nat. Prod. Res.* **30**, 860–864.
- [9] S.-J. Jang, Y.-H. Kim, M.-K. Kim, K.-W. Kim and S.-E. Yun (2002). Essential oil composition from leaves, flowers, stems, and fruits of *Vitex rotundifolia* L. fil., *J. Korean Soc. Agric. Chem. Biotechnol.* **45**, 101–107.
- [10] H.-T. Huang, C.-C. Lin, T.-C. Kuo, S.-J. Chen and R.-N. Huang (2019). Phytochemical composition and larvicidal activity of essential oils from herbal plants, *Planta* **250**, 59–68.
- [11] H. T. Van, V. T. H. Tran, N. H. N. Ton, T. N. Luu, N. T. A. Huynh and V. S. Le (2020). Chemical constituents and antibacterial activity of essential oil of *Vitex rotundifolia* from Southern Vietnam, *Banat J. Biotechnol.* **11**, 22–29.
- [12] A. Suksamrarn, K. Werawattanametin and J. J. Brophy (1991). Variation of essential oil constituents in *Vitex trifolia* species, *Flavour Fragr. J.* **6**, 97–99.
- [13] W. R. Devi and C. B. Singh (2014). Chemical composition, anti-dermatophytic activity, antioxidant and total phenolic content within the leaves essential oil of *Vitex trifolia*, *Int. J. Phytocosmetics Nat. Ingredients* **1**, 5.
- [14] N. L. Arpiwi, I. K. Muksin and E. Kriswiyanti (2020). Essential oils from *Vitex trifolia* as an effective repellent for *Aedes aegypti*, *Biodiversitas* **21**, 4536–4544.
- [15] N. H. Hung, L. T. Huong, N. T. Chung, N. Thi, H. Thuong, P. Satyal, N. A. Dung, T. A. Tai and W. N. Setzer (2020). *Callicarpa* species from central Vietnam: Essential oil compositions and mosquito larvicidal activities, *Plants* **9**, 113.
- [16] N. H. Hung, N. T. H. Chuong, P. Satyal, H. V. Hieu, D. N. Dai, L. T. Huong, N. H. Sinh, N. T. B. Ngoc, V. T. Hien and W. N. Setzer (2019). Mosquito larvicidal activities and chemical compositions of the essential oils of *Leucas zeylanica* growing wild in Vietnam, *Nat. Prod. Commun.* **14**, 1934578X19842675.
- [17] N. H. Hung, D. N. Dai, P. Satyal, L. T. Huong, B. T. Chinh, D. Q. Hung, T. A. Tai and W. N. Setzer (2021). *Lantana camara* essential oils from Vietnam: Chemical composition, molluscicidal, and mosquito larvicidal activity, *Chem. Biodivers.* **18**, e2100145.
- [18] C. N. Dias and D. F. C. Moraes (2014). Essential oils and their compounds as *Aedes aegypti* L. (Diptera: Culicidae) larvicide: Review, *Parasitol. Res.* **113**, 565–592.
- [19] M. Govindarajan (2010). Chemical composition and larvicidal activity of leaf essential oil from *Clausena anisata* (Willd.) Hook. f. ex Benth (Rutaceae) against three mosquito species, *Asian Pac. J. Trop. Med.* **3**, 874–877.
- [20] J. G. M. Costa, F. F. G. Rodrigues, E. O. Sousa, D. M. S. Junior, A. R. Campos, H. D. M. Coutinho and S. G. de Lima (2010). Composition and larvicidal activity of the essential oils of *Lantana camara* and *Lantana montevidensis*, *Chem. Nat. Compd.* **46**, 313–315.
- [21] N. H. Hung, L. T. Huong, N. T. Chung, N. C. Truong, D. N. Dai, P. Satyal, T. A. Tai, V. T. Hien and W. N. Setzer (2020). *Premna* species in Vietnam: Essential oil compositions and mosquito larvicidal activities, *Plants* **9**, 1130.
- [22] World Health Organization (1983). UNDP/World Bank/WHO Special Programme for Research and Training in Tropical Diseases, *Sci Work Gr plant molluscicides*. <https://apps.who.int/iris/handle/10665/60086> [accessed 12 March 2021].